









SRA Diversity data survey

1. SRA Diversity date survey

2. Role categories





1. Select the category which best describes your role in the firm.				
			Response Percent	Response Total
1	Solicitor (sole practitioner, partner, member or director) - members or directors who are not solicitors should be recorded in Managerial role category		12.17%	14
2	Solicitor - all other practicing solicitors including assistant solicitors, associates or consultants		20.87%	24
3	Other fee earning role - includes trainee solicitors, legal executives (who are not chartered or a fellow) and paralegals (who are not 'authorised persons')		16.52%	19
4	Role directly supporting a fee earner - includes legal secretaries, administrators, legal assistants or non fee earning paralegals		22.61%	26
5	Managerial role - includes non lawyer managers, directors or members and others such as practice managers, finance or accounts managers		6.96%	8
6	IT/HR/Other corporate services role - not an authorised person and not individuals in a management role, finance or accountancy roles		10.43%	12
7	Barrister - individuals authorised by the Bar Standards Board		0.00%	0
8	Chartered Legal Executive (fellow of CILEx) - individuals authorised by ilex Professional Standards		8.70%	10
9	Licensed Conveyancer - individuals licenced by the Council for Licenced Conveyancers.		0.00%	0
10	Patent or Trademark Attorney - individuals licenced by the Intellectual Property Regulation Board		0.00%	0
11	Costs Lawyer - individuals licenced by the Costs Lawyer Standards Board		0.00%	0
12	Notary - individuals licenced by the Master of the Faculties		0.00%	0
13	Prefer not to say		1.74%	2

1. Select the category which best describes your role in the firm.




	Response Percent	Response Total
answered		115
skipped		0

3. Ownership and supervisory roles in the firm




2. How would you describe your role in the firm?

		Response Percent	Response Total
1	Sole practitioner, partner, member or director of the firm		16.67% 19
2	Associate or assistant		24.56% 28
3	Other employee or staff member		57.89% 66
4	Prefer not to say		0.88% 1
		answered	114
		skipped	1

3. Do you have a share in the ownership of the company? (e.g. equity partner, shareholder)








		Response Percent	Response Total
1	Yes		6.96% 8
2	No		92.17% 106
3	Prefer not to say		0.87% 1
		answered	115
		skipped	0

4. Do you have responsibility for supervising or managing the work of other lawyers or employees?



		Response Percent	Response Total
1	Yes		40.00% 46
2	No		57.39% 66
3	Prefer not to say		2.61% 3
		answered	115
		skipped	0

4. Diversity questions (protected characteristics under the Equality Act 2012)



5. From the list of age bands below, please indicate the category that includes your current age in years.

			Response Percent	Response Total
1	16 - 24		6.09%	7
2	25 - 34		36.52%	42
3	35 - 44		19.13%	22
4	45 - 54		24.35%	28
5	55 - 64		12.17%	14
6	65+		0.87%	1
7	Prefer not to say		0.87%	1
			answered	115
			skipped	0

6. What is your gender?

			Response Percent	Response Total
1	Male		29.20%	33
2	Female		70.80%	80
3	Prefer not to say		0.00%	0
			answered	113
			skipped	2


7. The Equality Act 2010 generally describes a disabled person as someone who has a mental or physical impairment that has a substantial or long term affect on a person's ability to carry out normal day to day activities. Do you consider yourself to have a disability according to the definition in The Equality Act 2010?(Please note: if an individual has a condition which fits the Equality Act definition, the should tick yes, even if they do not feel in any way limited by that condition.)

			Response Percent	Response Total
1	Yes		3.51%	4
2	No		96.49%	110
3	Prefer not to say		0.00%	0
			answered	114
			skipped	1





8. Are your day to day activities limited because of health problems or disability which has lasted, or is expected to last, for 12 months?

			Response Percent	Response Total
1	Yes		4.39%	5


8. Are your day to day activities limited because of health problems or disability which has lasted, or is expected to last, for 12 months?

			Response Percent	Response Total
2	No		95.61%	109
3	Prefer not to say		0.00%	0
			answered	114
			skipped	1






9. What is your ethnic group?

			Response Percent	Response Total
1	Bangladeshi		0.87%	1
2	Chinese		0.00%	0
3	Indian		0.87%	1
4	Pakistani		0.00%	0
5	Any other Asian background		0.00%	0
6	African		0.00%	0
7	Caribbean		0.00%	0
8	Any other Black background		0.00%	0
9	White and Asian		0.00%	0
10	White and Black Caribbean		0.00%	0
11	White and Chinese		0.00%	0
12	Any other mixed race/multiple ethnicity background		0.00%	0
13	British / English / Welsh / Scottish / Northern Irish		97.39%	112
14	Irish		0.00%	0
15	Gypsy or Irish Traveller		0.00%	0
16	Other White background		0.87%	1
17	Arab		0.00%	0
18	Other ethnic group		0.00%	0
19	Prefer not to say		0.00%	0
			answered	115
			skipped	0





10. What is your religion or belief?

			Response Percent	Response Total
1	No religion or belief / Atheist		43.48%	50

10. What is your religion or belief?





			Response Percent	Response Total
2	Buddhist		0.87%	1
3	Christian		45.22%	52
4	Hindu		0.00%	0
5	Jewish		0.00%	0
6	Muslim		0.00%	0
7	Sikh		0.87%	1
8	Any other religion		2.61%	3
9	Prefer not to say		6.96%	8
			answered	115
			skipped	0

11. What is your sexual orientation?





			Response Percent	Response Total
1	Bisexual		2.61%	3
2	Gay man		0.00%	0
3	Gay woman / Lesbian		0.00%	0
4	Heterosexual / Straight		93.91%	108
5	Other		0.87%	1
6	Prefer not to say		2.61%	3
			answered	115
			skipped	0

5. Socio-economic background (education) and caring responsibilities




12. Did you mainly attend a state or fee-paying school between the ages of 11 - 18?(If you changed your type of school during your education or were educated partly in the UK and partly outside, please select the category that applies to your main education over the last two years of your education.)

			Response Percent	Response Total
1	UK State school		91.30%	105
2	UK independent / fee paying school		6.09%	7
3	Attended school outside the UK		0.87%	1
4	Prefer not to say		1.74%	2
			answered	115
			skipped	0






13. If you went to University to study a BA, BSc course or higher, were you part of the first generation of your family to do so?

			Response Percent	Response Total
1	Yes		26.96%	31
2	No		22.61%	26
3	Did not attend University		48.70%	56
4	Prefer not to say		1.74%	2
			answered	115
			skipped	0

14. Are you a primary carer for a child or children under 18?

			Response Percent	Response Total
1	Yes		29.57%	34
2	No		68.70%	79
3	Prefer not to say		1.74%	2
			answered	115
			skipped	0

15. Do you look after, or give any help or support to family members, friends, neighbours or others because of either long term physical or mental ill-health / disability or problems related to old age?(If you look after more than one person, please total the hours spent caring for both or all individuals and select the correct category for the total number of hours)Do not count anything you do as part of you paid employment.

			Response Percent	Response Total
1	No		72.81%	83
2	Yes (1 - 19 hours a week)		22.81%	26
3	Yes (20 - 49 hours a week)		0.88%	1
4	Yes (50 or more hours a week)		0.88%	1
5	Prefer not to say		2.63%	3
			answered	114
			skipped	1